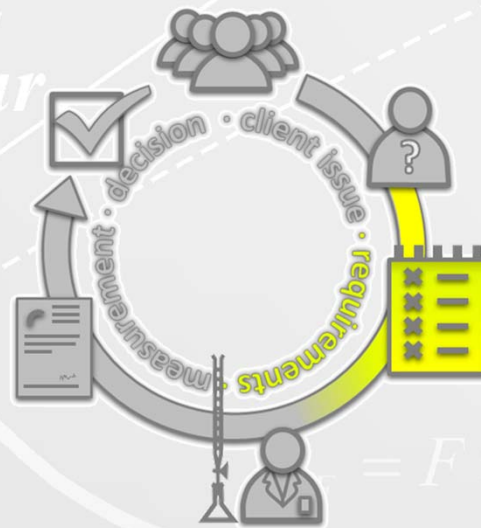


# Setting the measurement requirement

Lisbon, 19 May 2014

Repetibilidade



Ricardo Bettencourt da Silva

[rjsilva@fc.ul.pt]

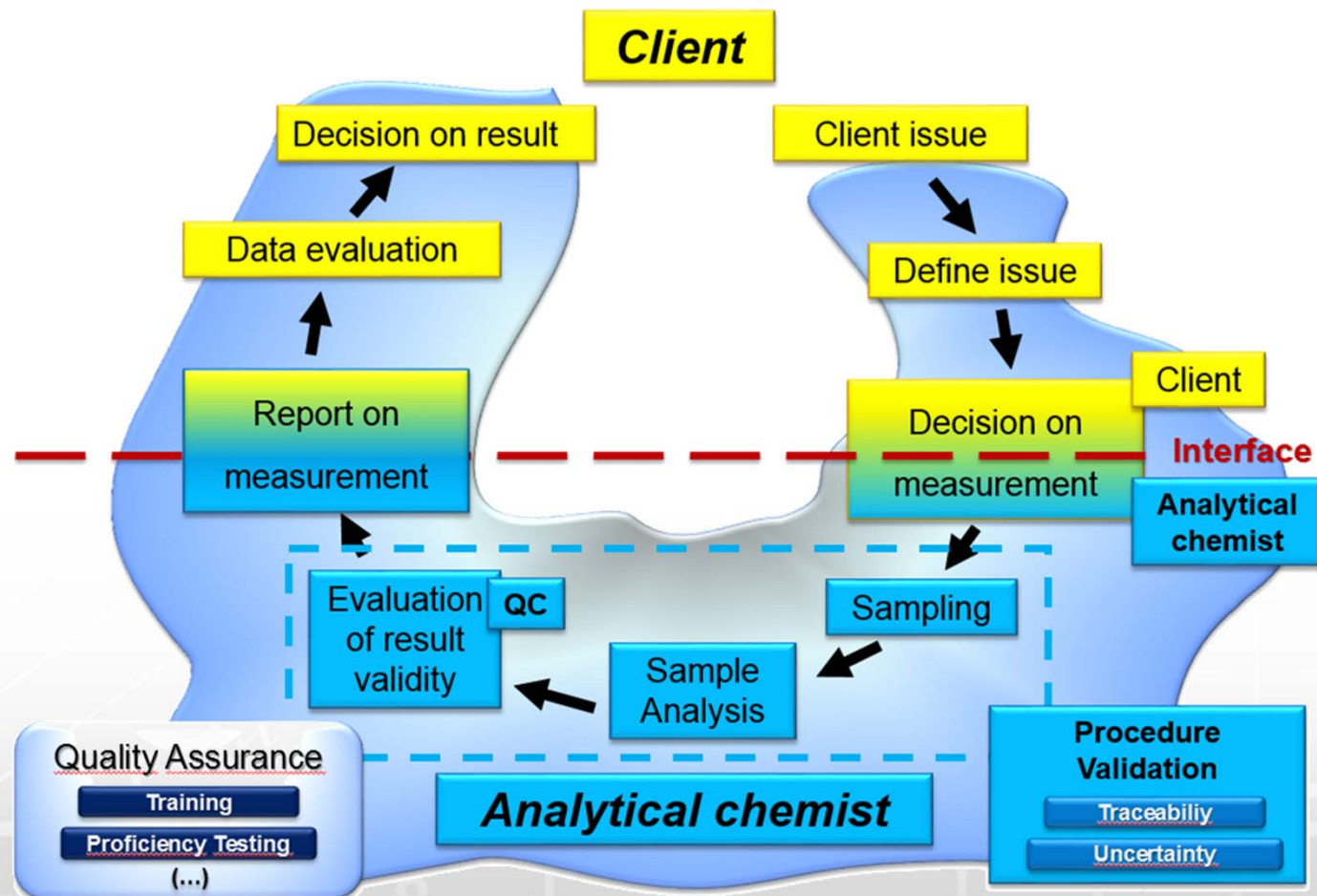
# Overview

---

1. The measurement process
2. The measurement goal
3. Measurement requirements
4. Setting the target measurement uncertainty (MU)
5. Comparison of the estimated with the target MU
6. Highlights

# 1. The measurement process

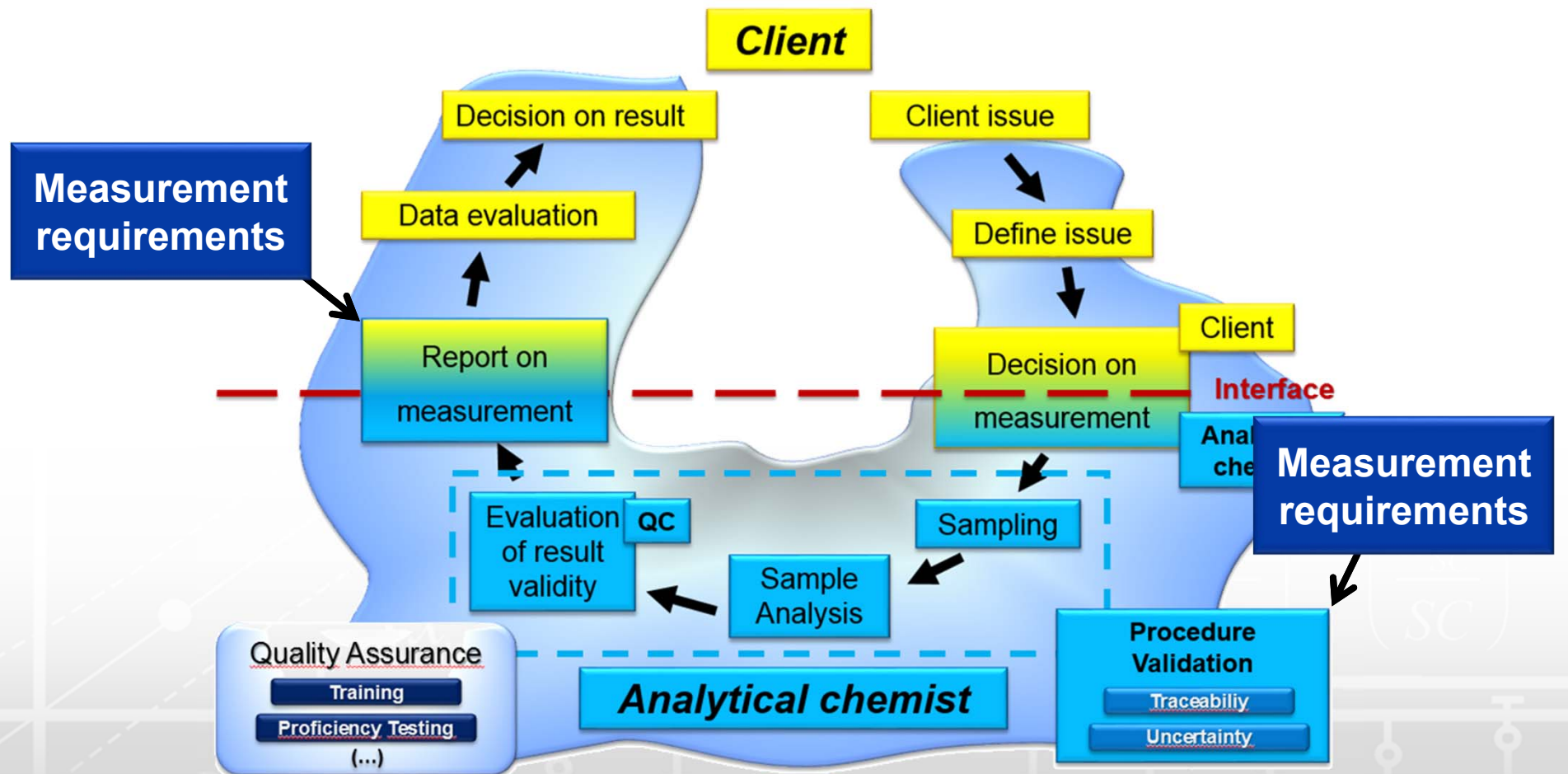
The measurement requirements should be defined immediately before measurement procedure validation, to be considered in this validation and when reporting the measurement result.





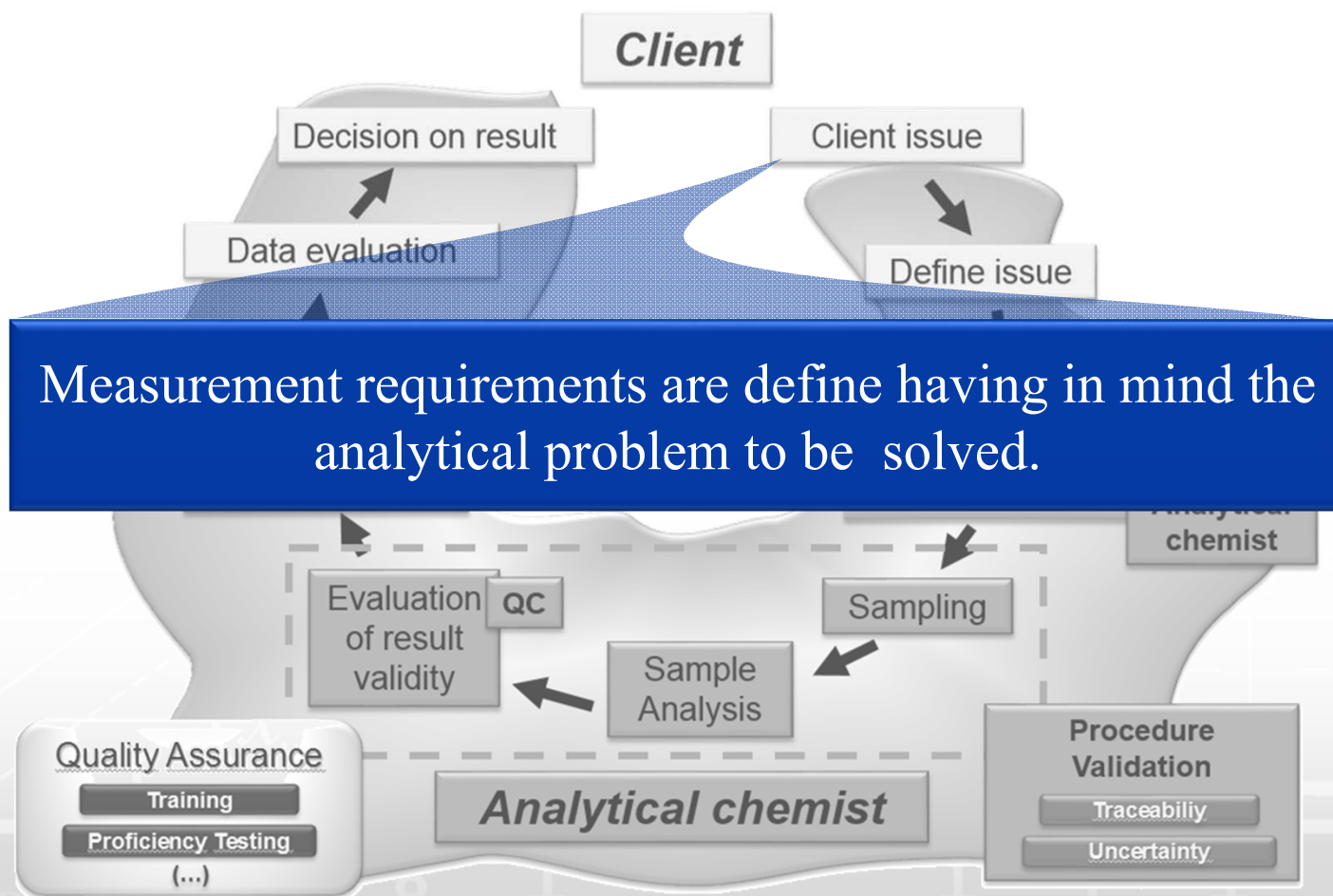
# 1. The measurement process

The measurement requirements should be defined immediately before measurement procedure validation, to be considered in this validation and when reporting the measurement result.



# 1. The measurement process

The measurement requirements should be defined immediately before measurement procedure validation, to be considered in this validation and when reporting the measurement result.



## 2. The measurement goal

Measurements are performed for a variety of reasons:

- 1) To assess compliance with a regulation or specification;
- 2) To distinguish different items or detect a trend of a system;
- 3) To characterise a new material.



Compliance of a silver alloy with a specification



Distribution of a drug in test animal organs





Characterisation of a meteorite

## 2. The measurement goal

Measurements are performed for a variety of reasons:

- 1) To assess compliance with a regulation or specification;
- 2) To distinguish different items or detect a trend of a system;
- 3) To characterise a new material.



Compliance of  
silver  
spe

Distribution of a

Characterisation of a

All these analytical applications have specific measurement requirements...

### 3. Measurement requirements

---

Examples of measurement requirements:

#### Technical requirements:

- 1) Intermediate precision (e.g. maximum coefficient of variation);
- 2) Analyte recovery (e.g. maximum and minimum analyte recovery);
- 3) Limit of quantification (e.g. maximum limit of quantification);
- 4) Measurement uncertainty, MU (e.g. target MU).

#### Other requirements:

- 1) Cost of analysis (e.g. maximum cost of analysis);
- 2) Analysis duration (e.g. maximum analysis duration);
- 3) Required material and expertise (e.g. volumetric determination).



### 3. Measurement requirements

---

The technical requirements needed to assess measurement fitness for an intended purpose are:

- 1) Analytical range;
- 2) Measurement uncertainty (i.e. target MU);
- 3) Measurement traceability (“target” measurement traceability).

Requirements of other performance parameters could be set (e.g. maximum measurement repeatability) to guarantee that measurements uncertainty magnitude will, in the end, be small enough.

## 4. Setting the target measurement uncertainty

---

4.1. Target values of conventional parameters

4.2. Permissible quantity interval

4.3. Measurement reproducibility

4.4. Decision risk

4.5. Minimum variation or difference between items

4.6. Target values from related analytical fields



## 4.1. Target values of conventional parameters

---

In some analytical fields, target values of relevant conventional performance parameters are set, such as the maximum standard deviation of measurement intermediate precision,  $s_{IP}^{tg}$ , and the maximum,  $\bar{E}_{Max}$ , and minimum,  $\bar{E}_{Min}$ , mean error.

Since intermediate precision and mean error can quantify major random and systematic effects, it can be used to estimate the target standard uncertainty,  $u^{tg}$ :

$$u^{tg} = \sqrt{\left(s_{IP}^{tg}\right)^2 + \left(\frac{\bar{E}_{Max} - \bar{E}_{Min}}{2\sqrt{6}}\right)^2}$$

This equation is applicable when no relevant systematic effect is observed and /or no bias correction is performed.

## 4.1. Target values of conventional parameters

In some analytical fields, target values of relevant conventional performance parameters are set, such as the maximum standard deviation of measurement intermediate precision,  $s_{IP}^{tg}$ , and the maximum,  $\bar{E}_{Max}$ , and minimum,  $\bar{E}_{Min}$ , mean error.

Since intermediate precision and mean error can quantify major random and systematic effects, it can be used to estimate the target standard uncertainty,  $u^{tg}$ :

$$u^{tg} = \sqrt{\left(s_{IP}^{tg}\right)^2 + \left(\frac{\bar{E}_{Max} - \bar{E}_{Min}}{2\sqrt{6}}\right)^2}$$

Half of the error range with assumed triangular distribution

This equation is applicable when no relevant systematic effect is observed and /or no bias correction is performed.




## 4.1. Target values of conventional parameters

### Example:

Assessment of the compliance of cadmium in drinking water with Council Directive 98/83/EC [1].

$$\begin{aligned} u^{tg} &= \sqrt{\left(s_{IP}^{tg}\right)^2 + \left(\frac{\bar{E}_{Max} - \bar{E}_{Min}}{2\sqrt{6}}\right)^2} = \\ &= \sqrt{\left(\frac{5 \cdot 0.1}{2}\right)^2 + \left(\frac{5 \cdot 0.1}{\sqrt{6}}\right)^2} = 0.32 \mu\text{g L}^{-1} \end{aligned}$$


1. Council Directive 98/83/EC of 3 November 1998 on the quality of water intended for human consumption.



## 4.2. Permissible quantity interval

If regulation or specification defines a maximum,  $Q^{max}$ , and a minimum,  $Q^{min}$ , permissible quantity value, expanded measurement uncertainty,  $U^{tg}$ , should be small enough to distinguish values within this interval:

$$U^{tg} = \frac{Q^{max} - Q^{min}}{8}$$



## 4.2. Permissible quantity interval

### Example:

Directive 76/160/EEC on quality of bathing water defines that water pH should be between 6-9. Therefore,  $U^{tg}$  is:

$$U^{tg} = \frac{9-6}{8} = 0.38$$



This performance is easily achieved by potentiometric determinations with combined glass electrode.

---

2. Council Directive 76/160/EEC of 8 December 1975 concerning the quality of bathing water.

## 4.3. Measurement reproducibility

---

For operationally defined measurement procedures, whenever the standard deviation,  $s_R$ , of measurement reproducibility is known and considered adequately low for the typical purpose of measurements, the target standard uncertainty,  $u^{tg}$  is:

$$u^{tg} = s_R$$

The  $u^{tg}$  should not be larger than the larger observed dispersion of results produced by the used procedure.





## 4.3. Measurement reproducibility

### Example:

The measurement of pentachlorophenol (PCP) in leather, according to ISO 17070 standard [3], has a reproducibility standard deviation,  $s_R$ , of  $0.6 \text{ mg kg}^{-1}$  between  $1\text{-}25 \text{ mg kg}^{-1}$ . Therefore, the target standard uncertainty,  $u^{tg}$ , in this range is:

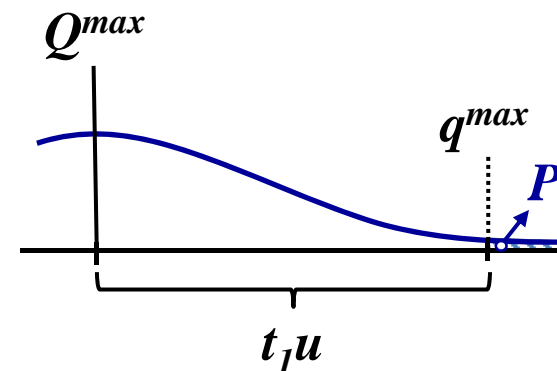
$$u^{tg} = s_R = 0.6 \text{ mg kg}^{-1}$$



## 4.4. Decision risk

If compliance of an item with a maximum permissible quantity,  $Q^{max}$ , is decided by taking measurement uncertainty into account for a confidence level of  $1-P$ , measurement results have an approximate normal distribution and a measured quantity value,  $q^{max}$ , is defined beyond which probability of item being non-compliant is larger than  $1-P$ :

$$u^{tg} = \frac{q^{max} - Q^{max}}{t_1}$$



Where  $t_1$  is the one-tailed Student's  $t$  for  $(1-P)$  confidence level and the degrees of freedom of the measurement uncertainty,  $u$ .

Equivalent equations can be deduced for a minimum permissible quantity.

## 4.4. Decision risk

### Example:

Good manufacturing practice of gold/silver/copper alloys, to be used in gold artefacts, are known to produce gold contents with deviations from the target composition not larger than 5‰. Therefore, deviations of gold content larger than 5 ‰ are not satisfactory. For this reason, the target standard uncertainty,  $u^{tg}$ , of these measurements should be:

$$u^{tg} = \frac{5‰}{t_1^{99\%}} = \frac{5‰}{2.93} = 1.7‰$$



## 4.5. Minimum variation or difference between items

---

If a variation of  $\alpha\%$  of the analysed system or a difference of  $\alpha\%$  of characterised items must be distinguished, with a confidence level of 99%, the  $\alpha$  must be larger than its expanded uncertainty,  $U_\alpha$ .

$$\alpha = \frac{|x_A - x_B|}{\frac{x_A + x_B}{2}} > U_\alpha = \frac{k \sqrt{u_{x_A}^2 + u_{x_B}^2}}{\frac{x_A + x_B}{2}}$$

Where  $x_A$  and  $x_B$  are the compared measured quantity values,  $u_{x_A}$  and  $u_{x_B}$  their standard uncertainties respectively, and  $k$  the coverage factor of  $U_\alpha$ .

If both standard uncertainties ( $u_{x_A} \approx u_{x_B} \approx u$ ) are equivalent, the  $u$  must be smaller than  $[\alpha/(k2^{1/2})]$  to distinguish this difference. Therefore, the target standard uncertainty,  $u^{tg}$  is [4]:

$$u^{tg} = \frac{\alpha}{k\sqrt{2}}$$

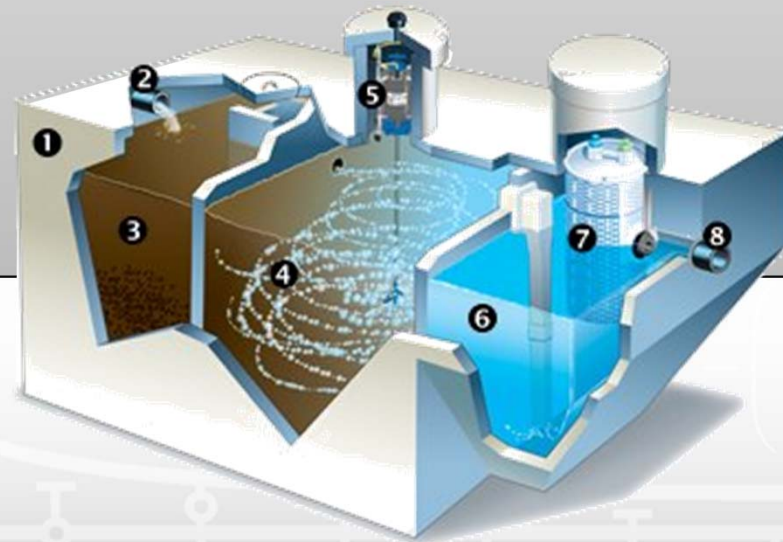


## 4.5. Minimum variation or difference between items

### Example:

The optimisation of wastewater treatment scheme, by changing conditions in a pilot plant, is controlled by the percentage reduction of the chemical oxygen demand (COD) with the treatment. If COD reduction of 5% are considered relevant, the determination of COD reduction should be carried out with a standard uncertainty not larger than 1.2% [4]:

$$u^{tg} = \frac{5\%}{4.2} = 1.2\%$$



## 4.6. Target values from related analytical fields

The target measurement uncertainty can be defined considering target values of performance parameters of similar or related measurements.

### Example 1:

The target measurements uncertainty associated with the quantification of gold in pure gold alloys, should be smaller than that defined for the analysis of gold in mining products.



### Example 2:

The target uncertainty of measurements of lead in drinking water, should be smaller than that associated with measurements of lead in wastewaters.



## 5. Comparison of the estimated with the target MU

---

In principles the measurement uncertainty,  $u$ , should be smaller than the target value,  $u^{tg}$ , but if  $u^{tg}$  is not defined in a regulation or specification, an additional tolerance of 20-30 % can be considered to allow for the variability of the uncertainty estimation process.

*The GUM [5] discusses that analysts should be aware of the variability of the uncertainty estimation process, illustrating it with the variability of the estimation of the standard deviation of a population from a small number of results (paragraph E.4.3 in [5]).*

The tolerance of 20-30% is defined considering critical values of one-tailed  $\chi^2$  or F tests use to compare a standard deviation with a fixed value or another standard deviation respectively.

---

5. Joint Committee for Guides in Metrology, Evaluation of measurement data – Guide to the expression of uncertainty in measurement (GUM), JCGM 100, BIPM, 2008

## 6. Highlights

---

- Measurement fitness for the intended purpose depends on measurement traceability and uncertainty;
- The assessment of the adequacy of measurement uncertainty depends on the comparison with a target (maximum) value;
- The target measurement uncertainty must be defined by the client (regulator) or the analyst;
- In many analytical applications information for setting the target MU is available;
- The variability of the measurement uncertainty estimation process should be considered in the comparison with the target value.